

# Demographic Profile of Latino Citizenship Voting Age Population (CVAP) in Connecticut, 2022

BY Volodymyr Gupan and Charles R. Venator-Santiago

## About This Report

This data sheet documents the Latino Citizenship Voting Age Population (CVAP) counts for the year 2022 in Connecticut. It provides a summary demographic and socio-economic profile of U.S. citizens (older than 18) of Latino descent residing in the state of Connecticut who are eligible to vote in the 2024 primaries and subsequent elections. We use microdata from the American Community Survey (1-year estimates) harmonized by IPUMS USA.

## About the Authors

Volodymyr Gupan is a data analyst and research assistant for the University of Connecticut Puerto Rican Studies Initiative. He can be reached at [volodymyr.gupan@uconn.edu](mailto:volodymyr.gupan@uconn.edu). Charles R. Venator-Santiago is the director of the Puerto Rican Studies Initiative. He can be reached at [charles.venator@uconn.edu](mailto:charles.venator@uconn.edu).

## What Is CVAP?

- CVAP stands for Citizen Voting Age Population, and it is a count of individuals that are 18 years or older who should be able to vote.
- This categorization should not be confused with the registered voter count.
- This data is useful to understand the potential voting profile of a particular population.
- This presentation provides a demographic and socio-economic profile of the Latino CVAP counts for Connecticut for 2022.
- This count can help us identify the potential political power of Latinos residing in Connecticut.

## Total Latino CVAP Counts for Connecticut

In 2022, Latinos accounted for 10% of the population of Connecticut, but only 6% of the CVAP. In contrast, Puerto Ricans accounted for 8.2% of the state’s population, but only 7% of the CVAP.

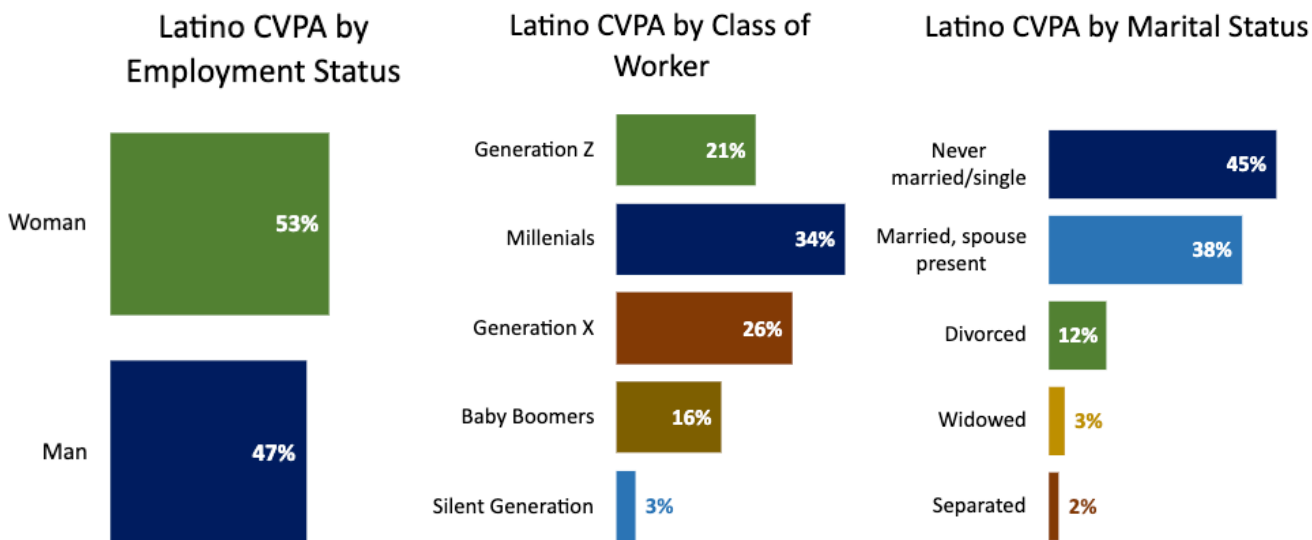
Group	Count	%
All other Hispanics	165,371	6%
Puerto Ricans	197,639	7%
Non-Hispanic population	2,276,000	86%
Total population	2,639,010	100%

The majority of Latinos (78,938) and Puerto Ricans (101,784) CVAP are between the ages of 35 and 64.

Age	Not Hispanic		Puerto Rican		All Other Hispanics	
	Count	%	Count	%	Count	%
18-34	577,490	25%	70,766	36%	70,112	42%
35-64	1,104,630	49%	101,784	51%	78,938	48%
65+	593,880	26%	25,089	13%	16,321	10%
<b>Total CVAP</b>	2,276,000	100%	197,639	100%	165,371	100%

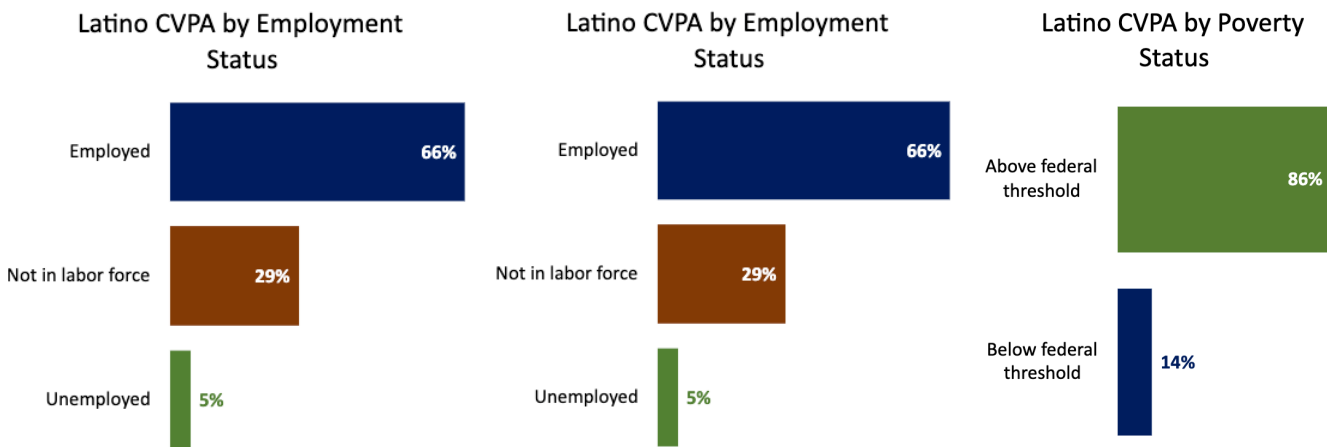
## Social Profile

In 2022, the largest Latino CVPA in Connecticut was more likely to be a single, millennial (between the ages of 28 and 43) woman.



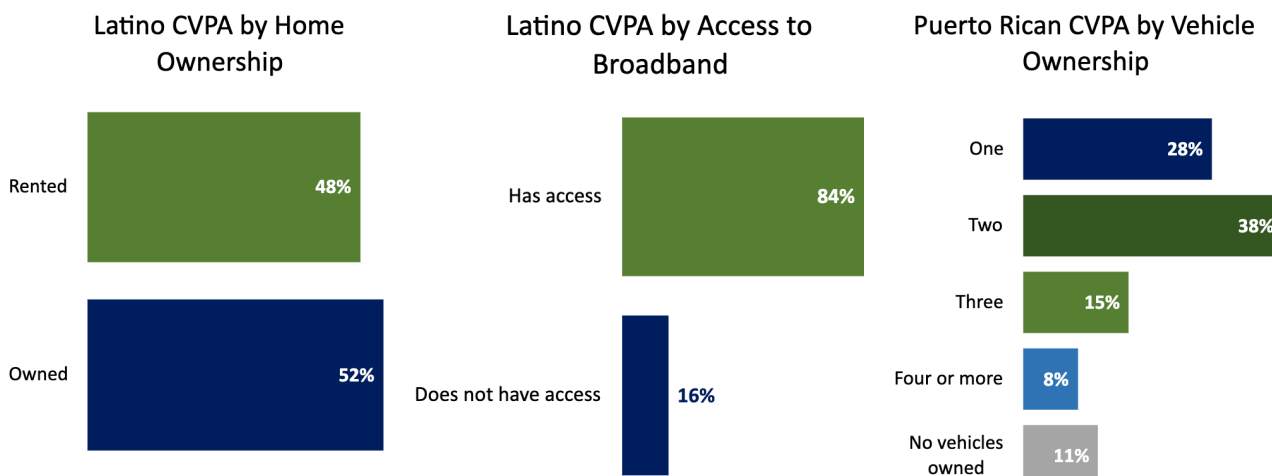
## Economic Profile

In 2022, the Latino CVPA in Connecticut was more likely to be a wage or salaried worker employed in the private sector and living above the federal poverty threshold.



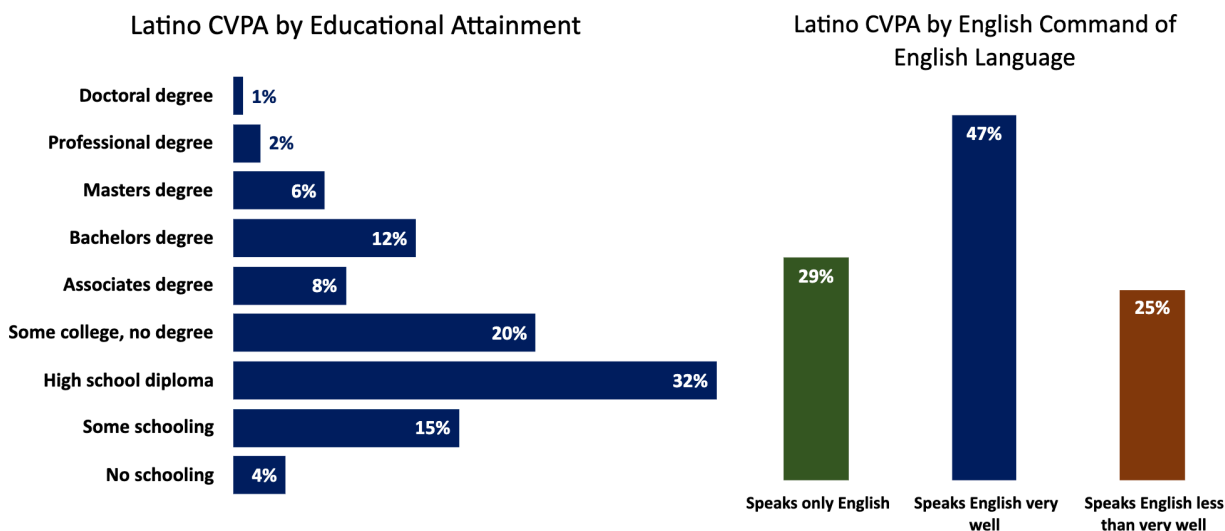
## Housing Profile

In 2022, the largest Latino CVPA in Connecticut was more likely to own a home, with access to broadband internet, and owned one or two cars.



## Educational Profile

In 2022, voting age Puerto Ricans were more likely to have high school diploma or some college education with no degree. They are also likely to speak only English or speak it very well (bilingual).



## Where Did We Get This Information From?

We use microdata from the American Community Survey (1 year) harmonized by IPUMS USA. Using microdata, we estimate the profile statistics of the Puerto Ricans in Connecticut. The profile incorporates demographic, social, and economic variables.

## About Our Funding

The Puerto Rican Studies Initiative was initially funded by an American Rescue Plan Act grant awarded by the Connecticut General Assembly. It is currently funded by a grant from the Connecticut General Assembly, in collaboration with the Puerto Rican and Latino Legislative Caucus.

## How To Cite This Report

2024. Volodymyr Gupan and Venator-Santiago, Charles R. *Demographic Profile of Latino Citizenship Voting Age Population (CVAP) in Connecticut, 2022*. Storrs, Connecticut: University of Connecticut, Puerto Rican Studies Initiative.

The Puerto Rican Studies Initiative for Community Engagement and Public Policy (PRSI) is a research initiative seeking to document and support Puerto Ricans' vital economic, intellectual, and cultural contributions to Connecticut and provide research-based support for the development of public policies addressing the needs of Puerto Ricans in the State of Connecticut.

For more information, please visit our website:  
<https://puerto-rican-studies-initiative.clas.uconn.edu/>

