

SOCIAL PROFILE OF PUERTO RICANS IN CONNECTICUT, 2021

Puerto Rican Studies Initiative for Community Engagement and Public Policy
 Data Sheet/DS 2022-1
 October 2022

Charles R. Venator-Santiago & Volodymyr Gupan
 University of Connecticut

ABOUT THIS REPORT

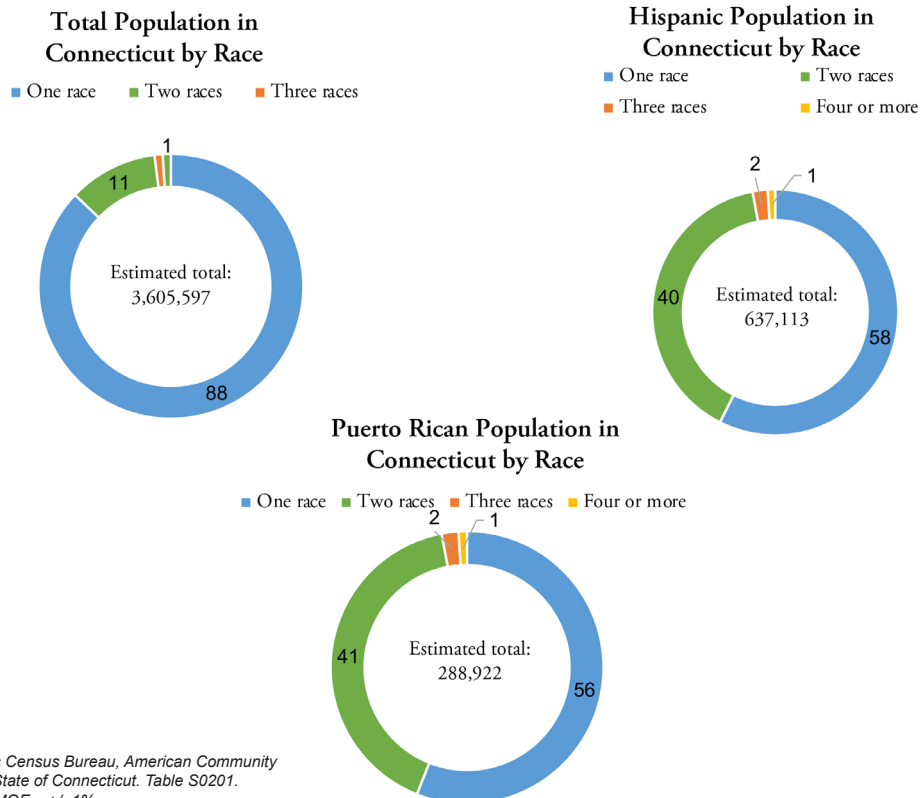
Puerto Ricans in Connecticut account for about half of the share of the Hispanic/Latino population in the state. This demographic profile contains a summary of 2021 aggregate data on race, sex/gender, age, marital status, and the status of grandparent Puerto Ricans in Connecticut.

RACE

Although the label Puerto Rican describes an ethnic identity, like most Hispanic or Latinos, a majority of Puerto Ricans identify with one or two racial identities.

In 2021, 88.4% of the general population of Connecticut identified with one race and 10.8% with two races.

In contrast, Puerto Ricans, like Hispanics, self-identified with one race (55.7%) or with two races (41.4%).



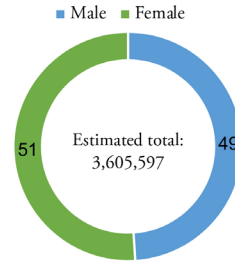
Source: United States Census Bureau, American Community Survey (ACS) 2021, State of Connecticut. Table S0201.
 Base: n = 3,605,597, MOE = +/- 1%

SEX

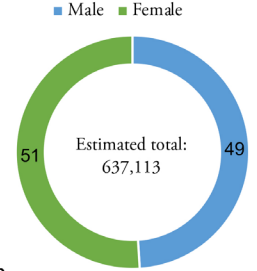
Available data for 2021 documents that the Puerto Rican population in Connecticut, like that of the general and Hispanic population of the state, was fairly evenly divided among men (48.2%) and women (51.8%). U.S. Census data does not include questions about a person's gender.

Source: United States Census Bureau, American Community Survey (ACS) 2021, State of Connecticut. Table S0201. Base: n= 3,605,597, MOE = +/- 1%

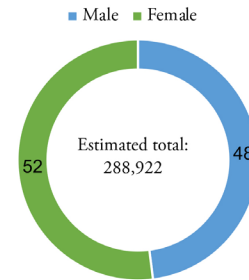
Total Population in Connecticut by Sex



Hispanic Population in Connecticut by Sex



Puerto Rican Population in Connecticut by Sex

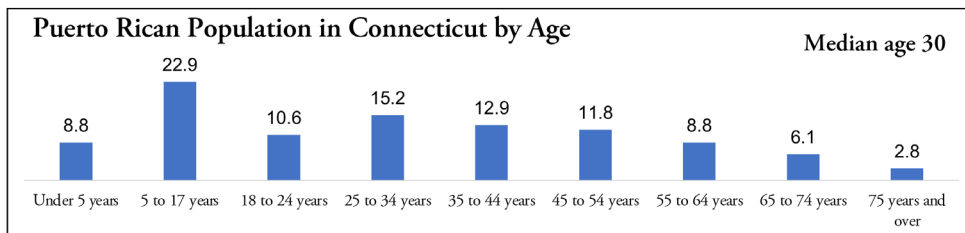
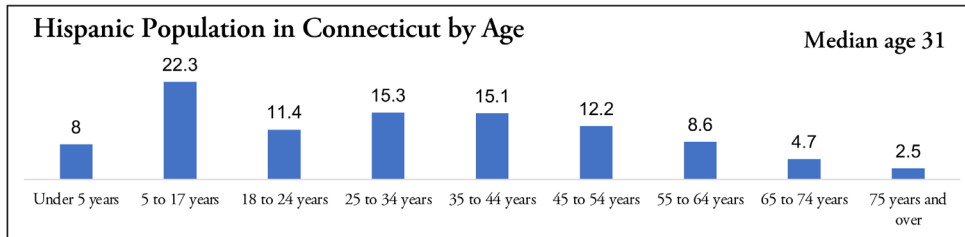
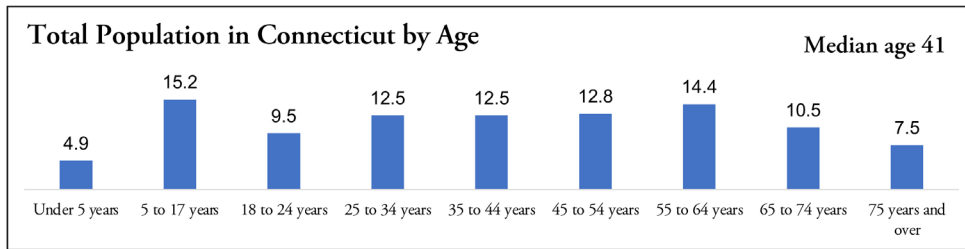


AGE

In 2021, the median age of Puerto Ricans (30) was similar to that of Hispanics (31) and significantly lower than the general (41) population of Connecticut.

About a third of Puerto Ricans residing in Connecticut are under the age of 18.

Puerto Ricans, like Hispanics, are proportionately younger than the average resident in Connecticut.



Source: United States Census Bureau, American Community Survey (ACS) 2021, State of Connecticut. Table S0201. Base: n= 3,605,597, MOE = +/- 1%

MARITAL STATUS

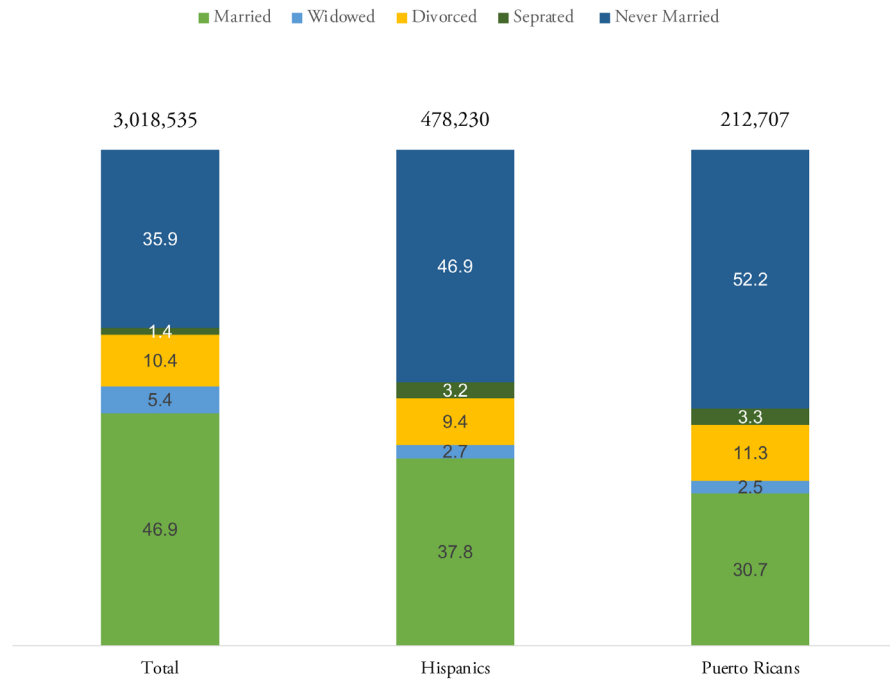
Puerto Ricans (30.7%) are less likely to live in married relationships than Hispanics (37.8%) or the general population (46.9%) of Connecticut.

In 2021, a majority of Puerto Ricans (52.2%) also reported that they have never married, compared to Hispanics (46.9%) and the general population (35.9%).

Divorce rates among Puerto Ricans were fairly similar to that of Hispanics and the general population of Connecticut.

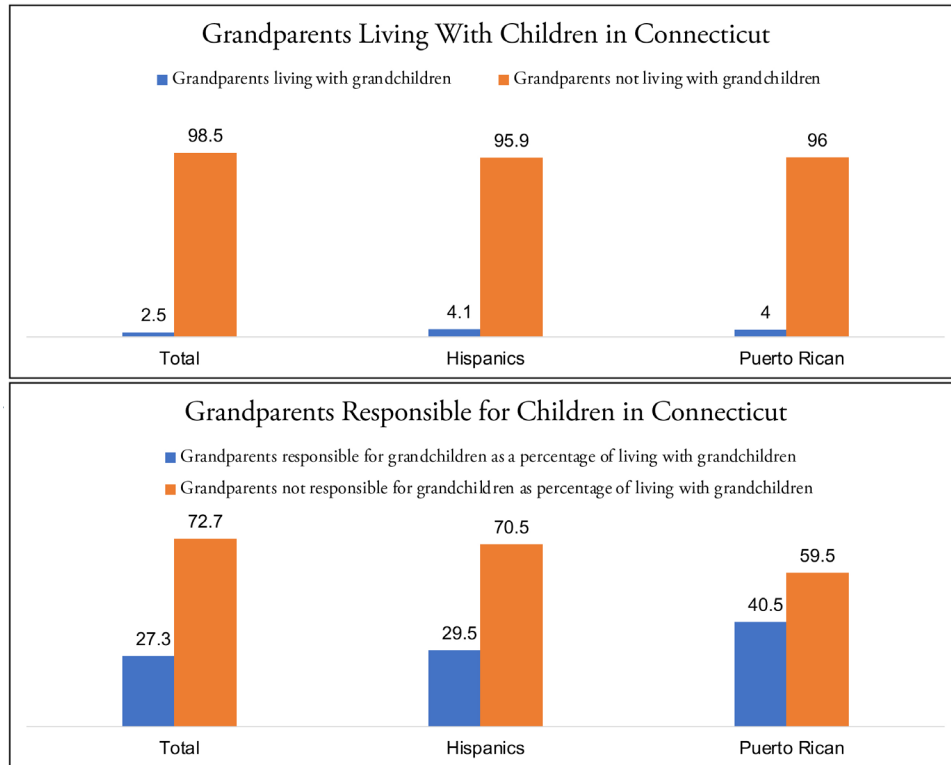
Source: United States Census Bureau, American Community Survey (ACS) 2021, State of Connecticut. Table S0201. Base: n= 3,605,597, MOE = +/- 1%

Populations in Connecticut by Marital Status



GRANDPARENTS' RESPONSIBILITY FOR CHILDREN

Puerto Rican grandparents (40.5%) are more likely than Hispanic (29.5%) and the general population (27.3%) to care for their grandchildren.

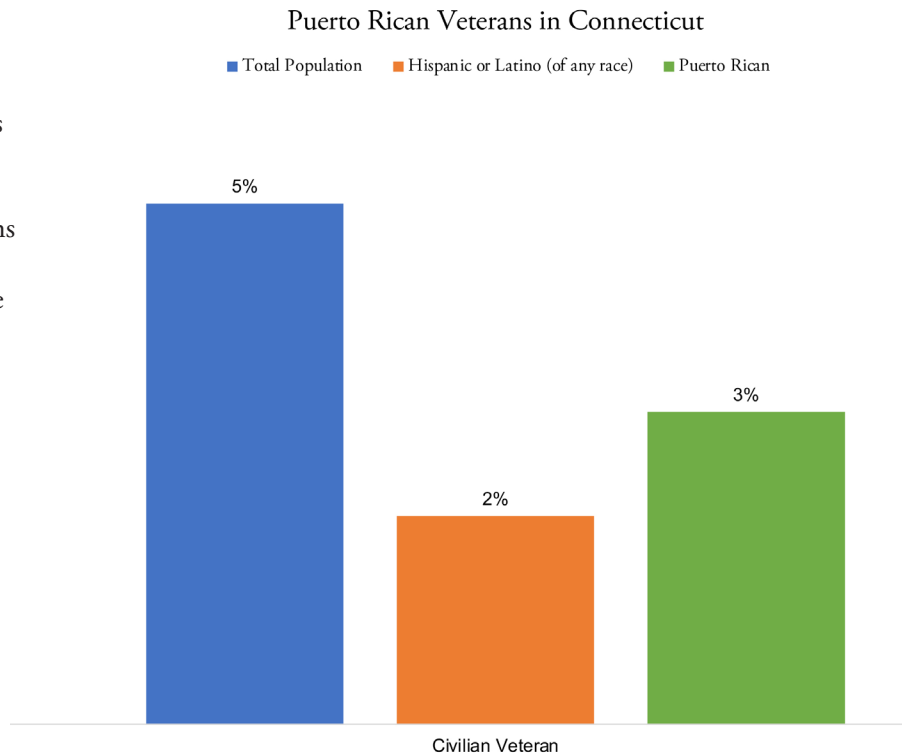


Source: United States Census Bureau, American Community Survey (ACS) 2021, State of Connecticut. Table S0201. Base: n= 288,922, MOE = +/- 1%

VETERANS

About 3% of the Puerto Rican population in Connecticut are veterans of the U.S. armed forces.

The percentage of Puerto Rican veterans is smaller than the percentage of the veterans for the Total Population of the state, but larger than that of Hispanics or Latinos in Connecticut.



WHERE DID WE GET THIS INFORMATION FROM?

The data for this report was gathered from annual American Community Survey (ACS) conducted by the U.S. Census Bureau.

ABOUT OUR FUNDING

The Puerto Rican Studies Initiative is funded by an American Rescue Plan Act grant awarded by the Connecticut General Assembly.

The Puerto Rican Studies Initiative for Community Engagement and Public Policy (PRSI) is a research initiative that can help document and support the Puerto Ricans' vital economic, intellectual, and cultural contributions to Connecticut and provide research-based support for the development of public policies addressing the needs of Puerto Ricans in the State of Connecticut.

This initiative is part of a collaboration between El Instituto (CLAS, UConn Storrs), the Puerto Rican and Latin@ Studies Project (School of Social Work, UConn Hartford), and the Hispanic Health Council.

El Instituto: Institute of Latina/o, Caribbean and Latin American Studies
College of Liberal Arts and Sciences
University of Connecticut
Ryan Building
2nd floor 2006 Hillside Road, Unit 1161
Storrs, Connecticut 06269-1161