

ECONOMIC PROFILE OF PUERTO RICANS IN CONNECTICUT, 2021

Puerto Rican Studies Initiative for Community Engagement and Public Policy
Data Sheet/DS 2022-2
November 2022

Charles R. Venator-Santiago & Volodymyr Gupan
University of Connecticut

In 2021 the median income of Puerto Ricans (\$43,391) in Connecticut was lower than that of Hispanics (\$54,754) and almost half of that of the general population (\$83,771) of the state.



ABOUT THIS REPORT

Puerto Ricans in Connecticut account for the largest share of the Hispanic/Latino population in the state. This economic profile contains a summary of 2021 aggregate data on occupation, occupation by industry, classification of the workforce, median income and family rates of poverty for Puerto Ricans in Connecticut.

WHERE DID WE GET THIS INFORMATION FROM?

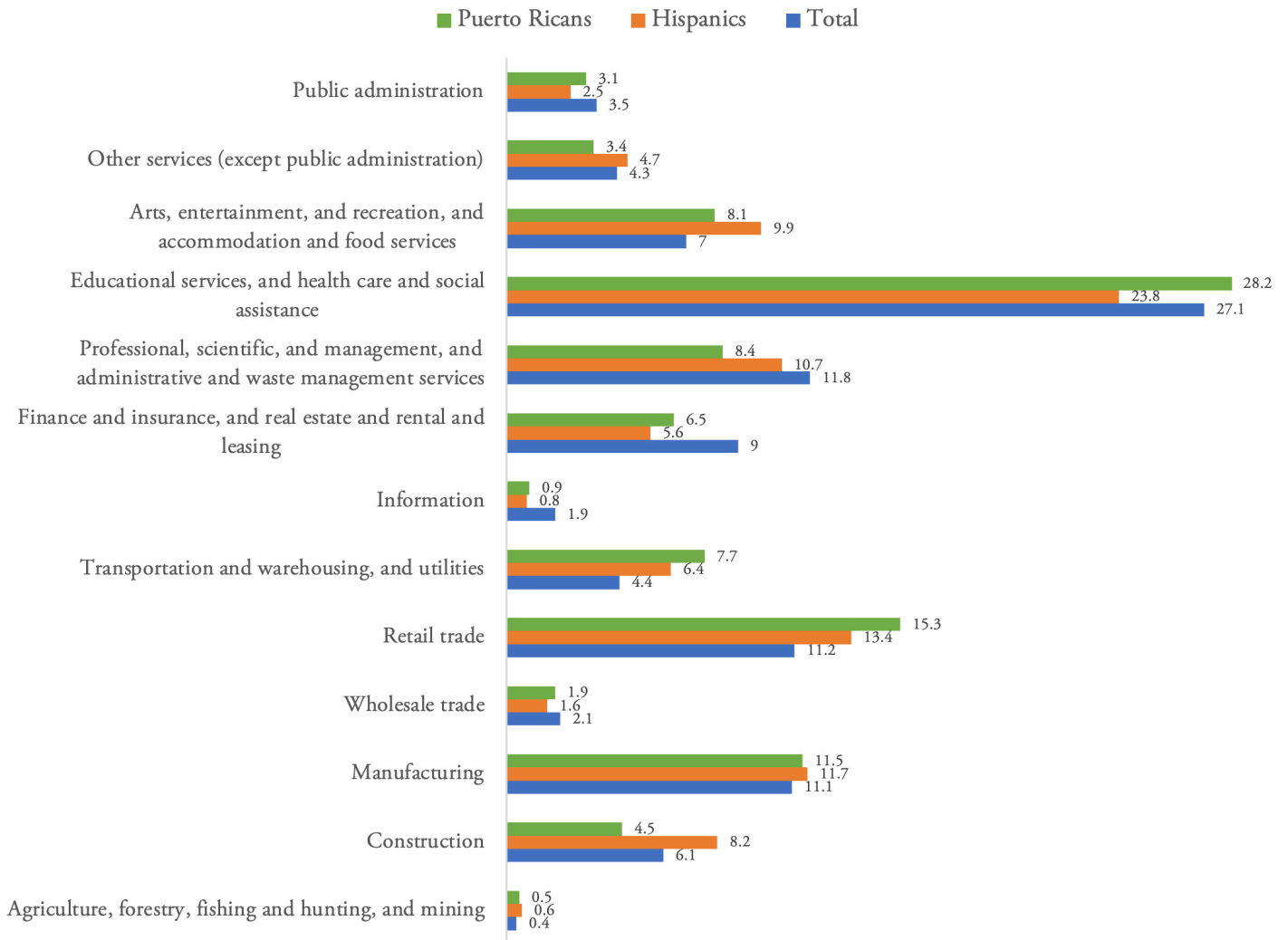
The data for this report was gathered from annual American Community Survey (ACS) conducted by the U.S. Census Bureau.

OCCUPATION BY INDUSTRY

In 2021, the highest proportions of Puerto Ricans were employed in educational services, healthcare and social assistance jobs (28.2%) or in retail industry (15.3%).

Puerto Ricans were employed at a higher rate than Hispanics and the general population of Connecticut in these industries.

Occupation by Industry



Source: United States Census Bureau, American Community Survey (ACS) 2021, State of Connecticut. Table S0201. Base: n= 3,605,597, MOE = +/- 1%

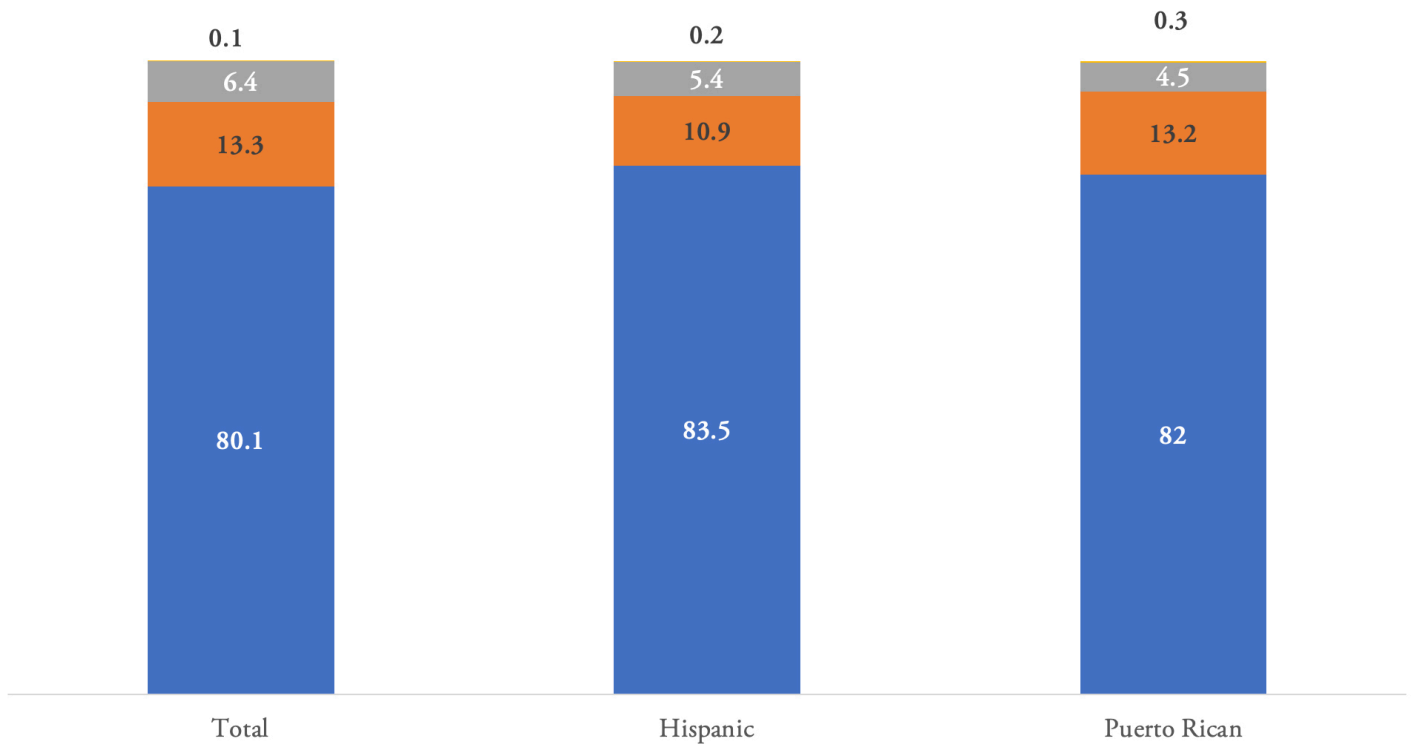
CLASSIFICATION OF WORKFORCE

The majority (82%) of Puerto Ricans, like Hispanics (83.5%) and the general population (80.1%), were private wage and salary workers in 2021.

Puerto Ricans had the lowest (4.5%) rate of self-employment compared to Hispanics (5.4%) and the general population (6.4%) of Connecticut.

Classification of Workforce

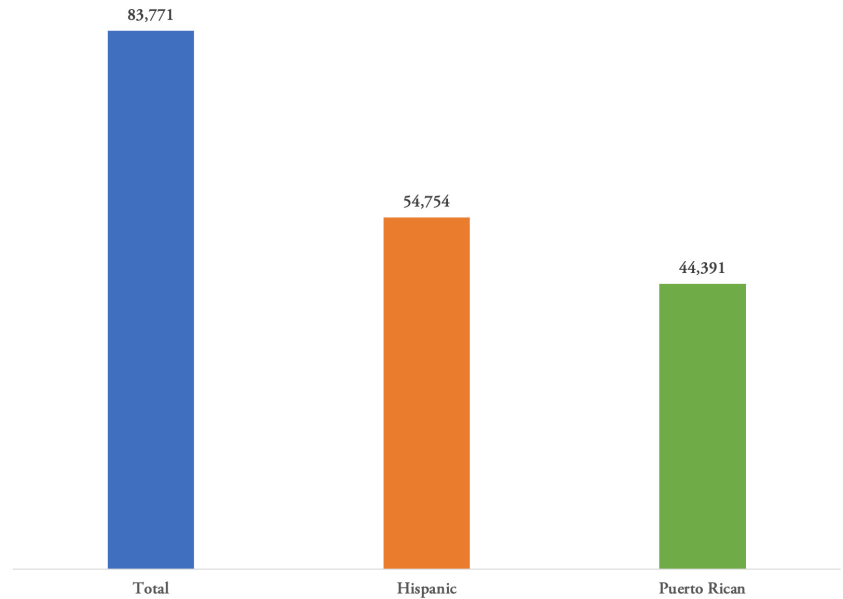
- Unpaid family workers
- Self-employed workers in own not incorporated business
- Government workers
- Private wage and salary workers



Source: United States Census Bureau, American Community Survey (ACS) 2021, State of Connecticut. Table S0201. Base: n= 3,605,597, MOE = +/- 1%

MEDIAN INCOME

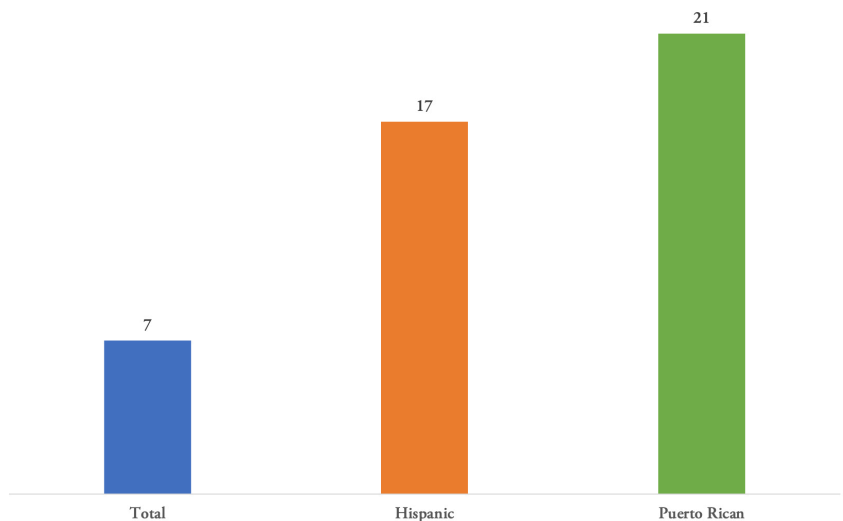
In 2021 the median income of Puerto Ricans (\$43,391) in Connecticut was lower than that of Hispanics (\$54,754) and almost half of that of the general population (\$83,771) of the state.



Source: United States Census Bureau, American Community Survey (ACS) 2021, State of Connecticut. Table S0201. Base: n = 3,605,597, MOE = +/- 1%

FAMILY RATE OF POVERTY

The poverty rate of Puerto Rican families (21%) in Connecticut was higher than the rate of Hispanics (17%) and three times as high as the rates of the general population (7%) of the state in 2021.



Source: United States Census Bureau, American Community Survey (ACS) 2021, State of Connecticut. Table S0201. Base: n = 3,605,597, MOE = +/- 1%



The Puerto Rican Studies Initiative for Community Engagement and Public Policy (PRSI) is a research initiative that can help document and support the Puerto Ricans' vital economic, intellectual, and cultural contributions to Connecticut and provide research-based support for the development of public policies addressing the needs of Puerto Ricans in the State of Connecticut.

This initiative is part of a collaboration between El Instituto (CLAS, UConn Storrs), the Puerto Rican and Latin@ Studies Project (School of Social Work, UConn Hartford) and the Hispanic Health Council.

For more information, please contact Charles R. Venator-Santiago, Director of the Puerto Rican Studies Initiative, University of Connecticut: charles.venator@uconn.edu