

POPULATION COUNT

- In 2021, the city of New Haven had the second largest population in the state, with a population size of 133,874.
- There were 22,055 Puerto Ricans and comprised 16% of the city’s overall population. New Haven has the fourth highest population count of Puerto Ricans in Connecticut.

RACE/ETHNICITY

- About 70% of the Puerto Rican population identified as two races followed by 29% who identified with one race, and 1% as three or more races.

HISPANIC/LATINO ORIGIN

- About 54% of the Hispanic/Latino population in New Haven were Puerto Ricans followed by South Americans (10%), Central Americans (8%), Other Hispanic or Latino (8%), Dominicans (6%), and Mexicans (5%).

Puerto Rican	54%
South American	10%
Central American	8%
Other Hispanic or Latino	8%
Dominican	6%
Mexicans	5%

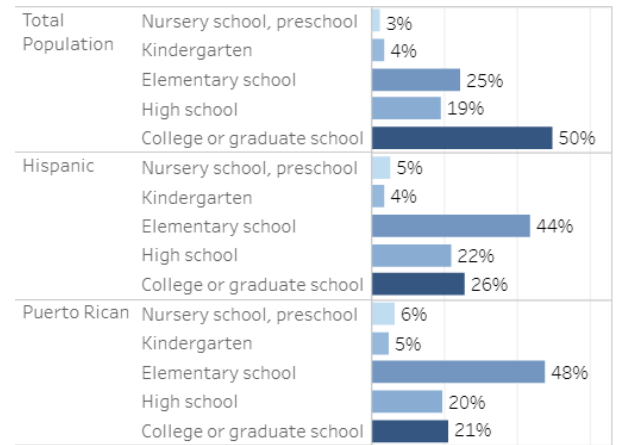
EDUCATIONAL ATTAINMENT

- In 2021, Puerto Rican (47%) accounted for the highest rate of those with ‘less than a high school education’ compared to Hispanics/Latinos (31%) and overall population (15%) in the city of New Haven.
- Puerto Ricans (20%) in New Haven had comparable rates of those with a ‘high school education’ to Hispanics/Latinos (22%) and the total population (19%).
- In 2021, Puerto Ricans (6%) in New Haven had the lowest educational attainment rates of those with a ‘bachelor’s degree or more’ compared to Hispanics/Latinos (16%) and the total population (37%).

Total Population	Less than H.S.	15%
	High school	19%
	Some College	19%
	BA or more	37%
Hispanic	Less than H.S.	31%
	High school	22%
	Some College	20%
	BA or more	16%
Puerto Rican	Less than H.S.	47%
	High school	20%
	Some College	18%
	BA or more	6%

SCHOOL ENROLLMENT

- Pre-K to Kindergarten and high school school enrollment of Puerto Ricans was consistent with the school enrollment of the total and Hispanic populations in New Haven.
- Puerto Ricans (48%) and Hispanics/Latinos (44%) had higher elementary school enrollment compared to the total population (25%) in the city.
- College or graduate school enrollment was the lowest among Puerto Ricans (21%) and Hispanic/Latinos (26%) compared to the total population (50%).



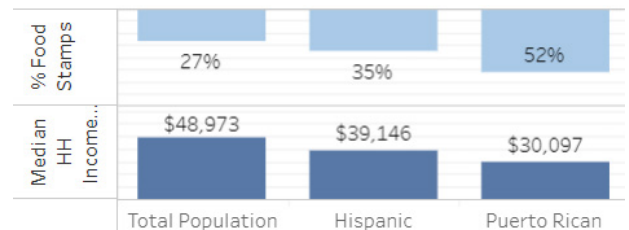
POVERTY STATUS

- In 2021, at least 30% of the Puerto Rican population lived below the poverty line in the city of New Haven.
- The poverty rate of Hispanics/Latinos (34%) in New Haven was higher than that of Puerto Ricans (30%) and the total population (25%).
- At least 41% of Hispanic/Latino children (under 18) live in poverty in 2021. This rate was higher than Puerto Rican children (40%) and the total population (31%) in the city of New Haven.
- Close to two-thirds of Hispanic/Latina female headed households with children under 18 (61%) lived below poverty followed by total population (37%) and Puerto Ricans (33%) in the city of New Haven.

	All People	Child (under 18)	Female HH w/ Children (Unde..)
Total Popul..	25%	31%	37%
Hispanic	34%	41%	61%
Puerto Rican	30%	40%	33%

MEDIAN HOUSEHOLD INCOME/ FOOD STAMPS

- Puerto Ricans' (52%) reliance on food stamps was higher than Hispanics (35%) total population (27%).
- The median household income for Puerto Ricans (\$30,097) living in the city of New Haven was lower than Hispanics/Latinos (\$39,146) and the total population (\$48,973).



EMPLOYMENT STATUS

- The employment status of Puerto Ricans (48%) was lower compared to the Hispanic/Latino (57%) and the total (59%) populations in the city of New Haven.

	Total Popula..	Hispanic	Puerto Rican
In Labor Force	65%	62%	55%
Not in Labor Force	35%	38%	45%
Employed	59%	57%	48%
Unemployed	5%	5%	7%

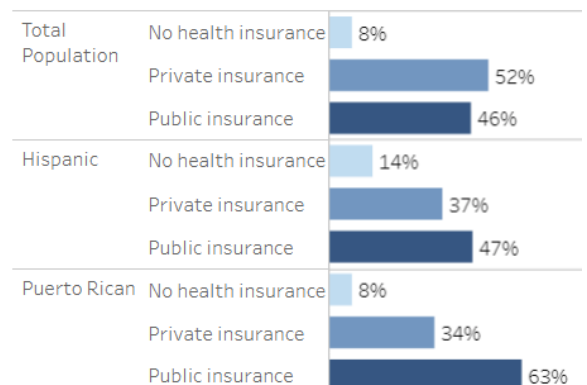
HOUSING CHARACTERISTICS

- Homeownership rates among Puerto Ricans (26%), Hispanic/Latino (28%), and overall population (28%) was fairly consistent in the city of New Haven.
- Mortgage burden, or those who paid at least 30% or more of their income towards mortgage payments, was fairly consistent across all groups.
- The median monthly mortgage payment was higher among Hispanics/Latinos (\$1,813) followed by Puerto Ricans (\$1,764) and total population (\$1,355).
- Overall, renters outpaced home ownership in the city of New Haven. The rate of Puerto Rican (74%) renters was consistent with Hispanics/Latinos (72%) and the total population (72%).
- Rent burden, also known as tenants paying at least 30% or more of their incomes towards rents, was higher among Hispanics/Latinos (63%) followed by Puerto Ricans (60%) and total population (52%).
- The median rent was slightly higher among Hispanic/Latinos (\$1,321) than the overall (\$1,267) and Puerto Rican (\$1,251) populations.

	Total Popul..	Hispanic	Puerto Rican
Renters	72%	72%	74%
Median Rent	\$1,267	\$1,321	\$1,251
Rent Burden	52%	63%	60%
Owners	28%	28%	26%
Mortgage Burden	39%	38%	34%
Median Mortgage	\$1,355	\$1,813	\$1,764

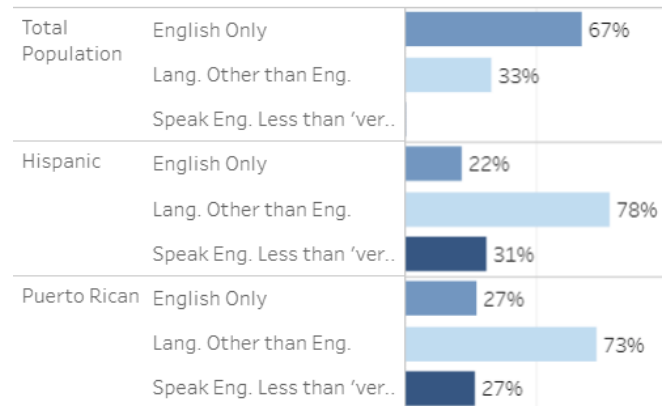
HEALTH INSURANCE COVERAGE

- In the city of New Haven, 63% of the Puerto Rican population relied on public insurance coverage, this was higher than Hispanic/Latinos (47%) and the city's overall population (46%).
- The percentage of Puerto Ricans (8%) and total populations (8%) without health insurance was lower compared to Hispanic/Latinos (14%).



LANGUAGE SPOKEN AT HOME

- A majority of Puerto Ricans (73%) residing in the city of New Haven spoke a language other than English in their households.



WHERE DID WE GET THIS INFORMATION FROM?

We employ the 2021 Census Bureau's American Community Survey (1-year estimates) to examine the general trends of the entire population, including Puerto Rican and Hispanic/Latino communities. Additionally, in geographies with unavailable data, we estimate the Puerto Rican population using the harmonized 2006-2021 microdata provided by IPUMS USA (5-year estimates).

ABOUT OUR FUNDING

The Puerto Rican Studies Initiative is funded by an American Rescue Plan Act grant awarded by the Connecticut General Assembly.

The Puerto Rican Studies Initiative for Community Engagement and Public Policy (PRSI) is a research initiative that can help document and support the Puerto Ricans' vital economic, intellectual, and cultural contributions to Connecticut and provide research-based support for the development of public policies addressing the needs of Puerto Ricans in the State of Connecticut.

This initiative is part of a collaboration between El Instituto (CLAS, UConn Storrs), the Puerto Rican and Latin@ Studies Project (School of Social Work, UConn Hartford), and the Hispanic Health Council.

El Instituto: Institute of Latina/o,
Caribbean and Latin American Studies
College of Liberal Arts and Sciences
University of Connecticut
Ryan Building
2nd floor 2006 Hillside Road, Unit 1161
Storrs, Connecticut 06269-1161