

POPULATION COUNT

- In 2021, Hartford County had the second largest population in the state, with a population size of 898,636. At least 25% of Connecticut’s overall population resided in Hartford County.
- In 2021, there were 112,645 Puerto Ricans residing in Hartford County and comprised 12.5% of the county’s overall population.

RACE/ETHNICITY

- Almost two-thirds (58%) of the Puerto Rican population in this county identified as one race and the remaining 21% as two races.

HISPANIC/LATINO ORIGIN

- About 67% of the Hispanic/Latino population of Hartford County were Puerto Ricans followed by South Americans (11%), Dominicans (6%), Other Hispanic/Latinos (5%), Central Americans (4%), and Mexicans (1%).

Puerto Rican	67%
South American	11%
Dominican	6%
Other Hispanic or Latino	5%
Central American	4%
Mexican	1%
Cuban	0%

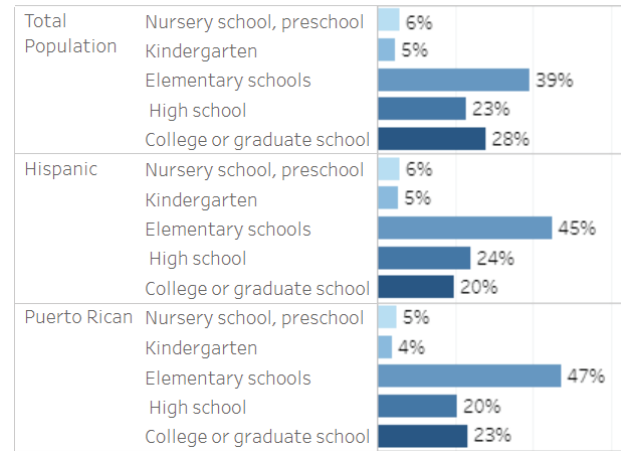
EDUCATIONAL ATTAINMENT

- Hispanic/Latino (27%) and Puerto Rican (25%) populations had higher rates of those with ‘less than a high school education’ compared to the overall population (10%) in Hartford County.
- Puerto Ricans and Hispanics/Latinos had similar rates of those with a ‘high school education’ (35% for Puerto Ricans and 32% for Hispanics/Latinos) and ‘some college education’ (26% for Puerto Ricans and 25% for Hispanics/Latinos). Relative to the total population (26%), those with ‘high school education’ were lower, however, those with ‘some college education’ (25%) were comparable to Puerto Ricans and Hispanics in this county.
- Hispanics/Latinos (17%) Puerto Ricans (14%) had the lowest rates of those with a ‘bachelor’s degree or more’ compared to the total population (39%) in this county.

Total Population	Less than H.S.	10%
	H.S.	26%
	Some College	25%
	BA or more	39%
Hispanic	Less than H.S.	27%
	H.S.	32%
	Some College	25%
	BA or more	17%
Puerto Rican	Less than H.S.	25%
	H.S.	35%
	Some College	26%
	BA or more	14%

SCHOOL ENROLLMENT

- School enrollment of Puerto Ricans was consistent with the school enrollment of the total and Hispanic populations of Hartford county.



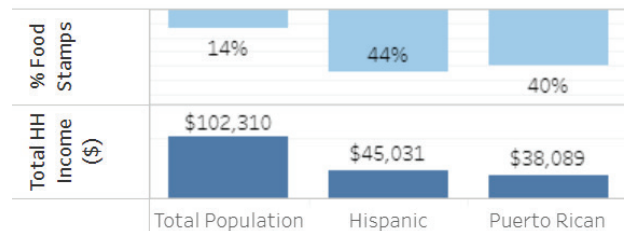
POVERTY STATUS

- At least a quarter of the Puerto Rican population (25%) lived below poverty in Hartford County.
- In 2021, the poverty rate among Puerto Ricans (25%) and Hispanics/Latinos (24%) was twice as high as that of the total population (11%) in this county.
- At least 32% of Puerto Rican children (under 18) lived in poverty, this was slightly lower than Hispanic/Latino children (39%). However, both Puerto Rican and Hispanic/Latino children were two times more likely to live below poverty compared to all children under 18 (15%) in this county.
- Almost two-thirds of Hispanic/Latina female headed households with children under 18 (59%) lived below poverty followed by Puerto Ricans (33%) and total population (29%) in Hartford county.

	All People	Child (under 18)	Female HH w/ Children (Und..)
Total Population	11%	15%	29%
Hispanic	24%	39%	59%
Puerto Rican	25%	32%	33%

MEDIAN HOUSEHOLD INCOME/ FOOD STAMPS

- In 2021, Puerto Ricans' (40%) reliance on food stamps was almost three times higher than that of the total population (14%) and lower than that of Hispanics (44%).
- The median household income for Puerto Ricans (\$38,089) living in Hartford County was lower than Hispanics/Latinos (\$45,031) and more than half lower than that of the total population (\$102,310) in Hartford County.



EMPLOYMENT STATUS

- The employment status of Puerto Ricans (54%) was lower than that of the Hispanics/Latinos (61%) and the total population (62%) in Hartford County.
- Unemployment was higher among Puerto Ricans (9%) compared to Hispanics/Latinos (6%) and the total population (4%).

	Total Popula..	Hispanic	Puerto Rican
In Labor Force	66%	67%	63%
Not in Labor Force	34%	33%	37%
Unemployed	4%	6%	9%
Employed	62%	61%	54%

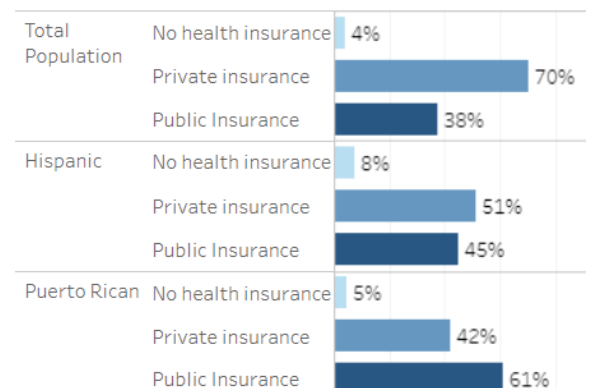
HOUSING CHARACTERISTICS

- Homeownership rates among Puerto Ricans (37%) and Hispanics (33%) was two times lower than that of the total population (66%) in Hartford County.
- Puerto Ricans (33%) and Hispanics (33%) paid more of their income towards mortgage payments than the total population (28%).
- In 2021, the median monthly mortgage payment was higher among Hispanics/Latinos (\$1,922) followed by Puerto Ricans (\$1,731) and total population (\$1,427) in this county.
- At least 67% of the Hispanic population are renters, this is a higher percentage than Puerto Ricans (63%) and total population (34%) residing in Hartford County.
- Rent burden, also known as tenants paying at least 30% or more of their incomes towards rents, was higher among Hispanics (60%) followed by Puerto Ricans (55%) and total population (48%).
- Hispanics/Latinos (\$1,198) and the total population (\$1,191) showed similar median rental rates, while Puerto Ricans (\$1,096) paid slightly lower rates.

	Total Popula..	Hispanic	Puerto Rican
Renters	34%	67%	63%
Median Rent	\$1,191	\$1,198	\$1,096
Rent Burden	48%	60%	55%
Owners	66%	33%	37%
Median Mortgage	\$1,427	\$1,922	\$1,731
Mortgage Burden	28%	33%	33%

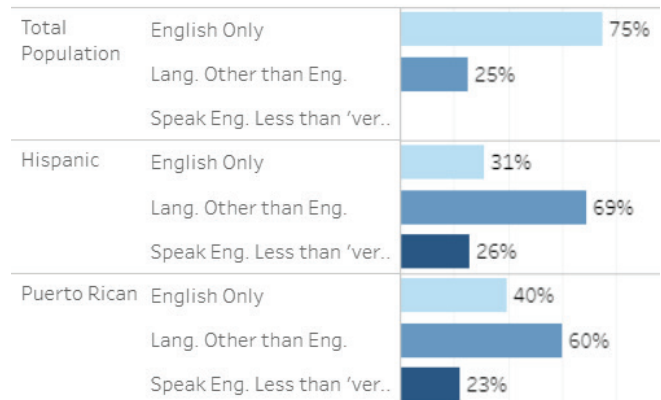
HEALTH INSURANCE COVERAGE

- Puerto Ricans (61%) were more likely to rely on public health coverage compared to Hispanics/Latinos (45%) and the total population (38%) in Hartford County.
- Hispanics/Latinos (8%) were twice less likely to have health insurance than Puerto Ricans (5%) and total (4%) population in Hartford County.



LANGUAGE SPOKEN AT HOME

- A majority of Puerto Ricans (60%) residing in Hartford County spoke a language other than English in their households.



WHERE DID WE GET THIS INFORMATION FROM?

We employ the 2021 Census Bureau's American Community Survey (1-year estimates) to examine the general trends of the entire population, including Puerto Rican and Hispanic/Latino communities. Additionally, in geographies with unavailable data, we estimate the Puerto Rican population using the harmonized 2006-2021 microdata provided by IPUMS USA (5-year estimates).

ABOUT OUR FUNDING

The Puerto Rican Studies Initiative is funded by an American Rescue Plan Act grant awarded by the Connecticut General Assembly.

The Puerto Rican Studies Initiative for Community Engagement and Public Policy (PRSI) is a research initiative that can help document and support the Puerto Ricans' vital economic, intellectual, and cultural contributions to Connecticut and provide research-based support for the development of public policies addressing the needs of Puerto Ricans in the State of Connecticut.

This initiative is part of a collaboration between El Instituto (CLAS, UConn Storrs), the Puerto Rican and Latin@ Studies Project (School of Social Work, UConn Hartford), and the Hispanic Health Council.

El Instituto: Institute of Latina/o,
Caribbean and Latin American Studies
College of Liberal Arts and Sciences
University of Connecticut
Ryan Building
2nd floor 2006 Hillside Road, Unit 1161
Storrs, Connecticut 06269-1161